

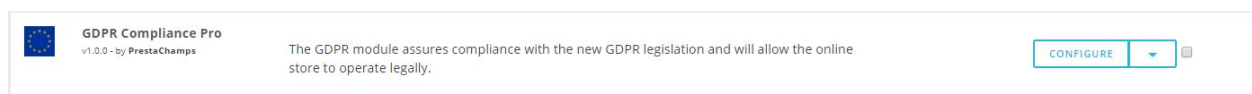
# GDPR Compliance Module

version 1.0.0  
by PrestaChamps

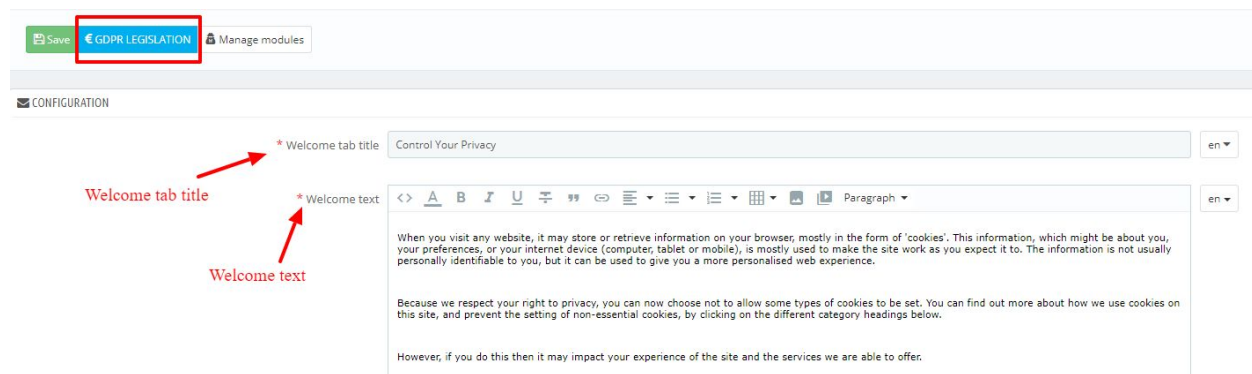
The GDPR module for PrestaShop is an All-In-One solution that, once set-up is completed, will assure compliance with the new GDPR legislation and will allow the online store to function legally.

## Module Configuration

- After installation the module can be accessed by clicking on the **Configure** button.



## GDPR Legislation - provides a quick link to the official EU GDPR portal



**Welcome tab title** - This is the title of the main tab which is open by default whenever someone accesses your site for the first time.

**Welcome text** - This is the content of the default tab and should be used to describe why certain information is collected on the site.

\* Strictly necessary tab title: Strictly Necessary Cookies

\* Strictly necessary tab text: These cookies are necessary for the website to function and cannot be switched off in our systems. They are usually only set in response to actions made by you which amount to a request for services, such as setting your privacy preferences, logging in or filling in forms. You can set your browser to block or alert you about these cookies, but some parts of the site will not then work. These cookies do not store any personally identifiable information.

\* Performance tab title: Performance Cookies

\* Performance tab text: These cookies allow us to count visits and traffic sources so we can measure and improve the performance of our site. They help us to know which pages are the most and least popular and see how visitors move around the site. We use Google Analytics to provide this service, which uses first party cookies. The data collected is not shared with any other party. The information we get through the use of these cookies is anonymised and we make no attempt to identify you, or influence your experience of the site while you are visiting it. If you do not allow these cookies we will not be able to include your visit in our statistics. If you have used a Do Not Track browser setting, we take this as a sign that you do not want to allow these cookies, and they will be blocked.

**Strictly necessary tab title** - The title of the tab containing information about cookies which are necessary for the site to function adequately.

**Strictly necessary tab text** - A description of the cookies which are necessary for the website to function correctly and, if needed, a warning that disabling them through the browser settings can make certain areas or functions of the site unusable

**Performance tab title** - The title of the tab which contains site performance cookies that can be turned off.

**Performance tab text** - This tab will contain the list of the modules visitors can choose to disable before continuing on your site. The text entered here will be displayed below the list of modules and should contain a general description of how these modules track information and what are the benefits of it.

\* Additional link tab title: Cookie Policy

\* Additional link target: http://google.com

\* Footer link text: Control your privacy

**Additional link tab title** - Usually the title of your Cookie Policy or Privacy Policy page. When clicking on this tab, users will be taken to the URL specified below.

**Additional link target** - The link to your Cookie or Privacy Policy page.

**Footer link text** - A link will be created in your website's footer which allows visitors to reopen the pop-up and further customize their tracking preferences. This is the title of that link.

## Manage modules



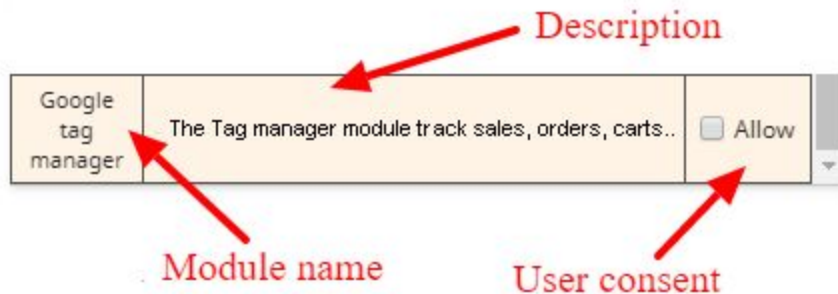
- Here you can set which modules can be stopped by the customer in collecting their data.

A form titled 'PHGOOGLETAGMANAGER' with three sections: 'Unhook' (checked), 'Frontend name' (Google tag manager), and 'Description' (Danish macaroon fruitcake powder icing lemon drops jelly-o...).

**Unhook** - If it's checked, it allows for the module to appear in the GDPR popup where customers can choose to have it active or go forward without it.

**Module name** - The name of the module

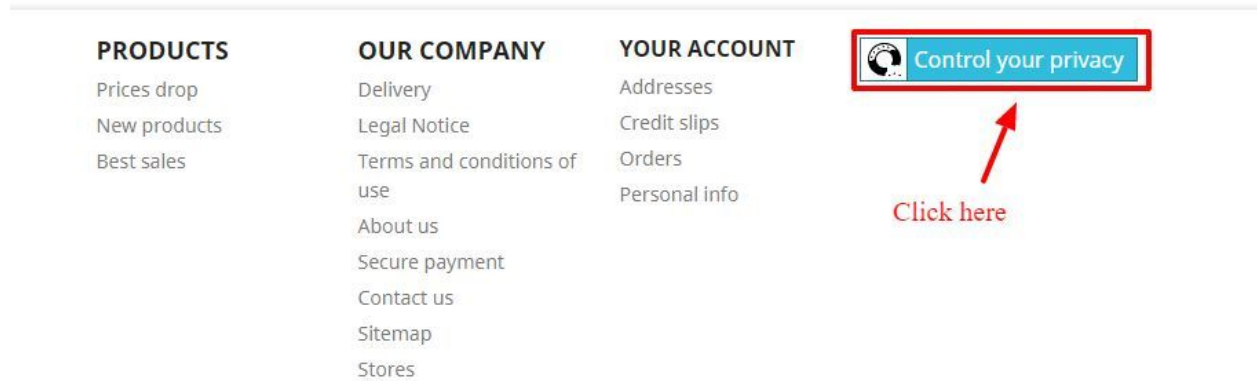
**Description** - Module description, specifically what data it collects and how it is used. If deactivating the module leads to loss of functionality on the front-end, make sure you notify your customers of this.



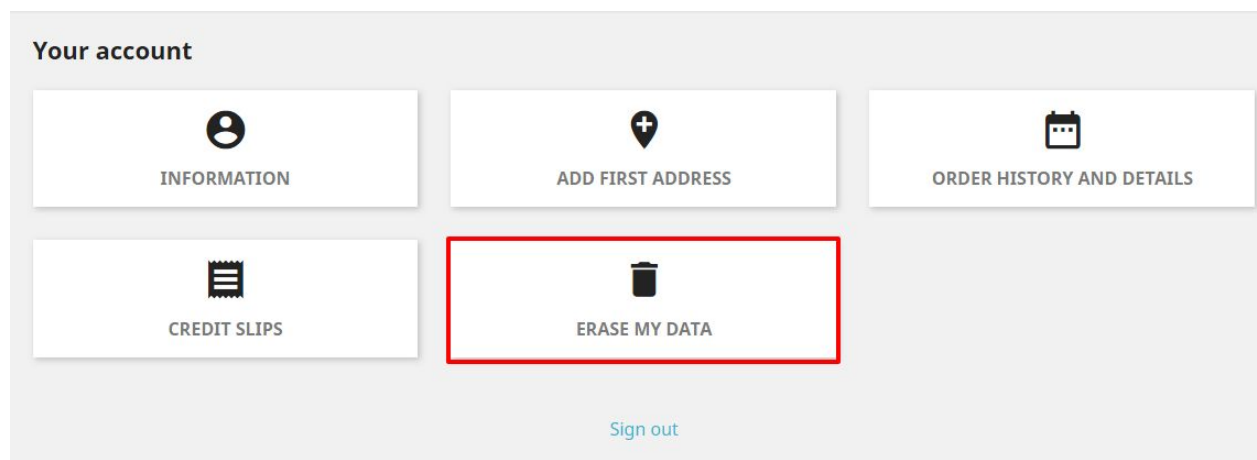
Google tag manager	The Tag manager module track sales, orders, carts..	<input type="checkbox"/> Allow
--------------------	---	--------------------------------

Annotations: 'Description' points to the description text, 'Module name' points to the module name, and 'User consent' points to the 'Allow' checkbox.

If a customer has given his consent but wants to change the decision, he can do it very easily by clicking on the link that appears in the footer.



The customer can request to delete the data from his / her account by clicking the button “ERASE MY DATA”



Get our latest news and special sales

Your email address

SUBSCRIBE

You may unsubscribe at any moment. For that purpose, please find our contact info in the legal notice.